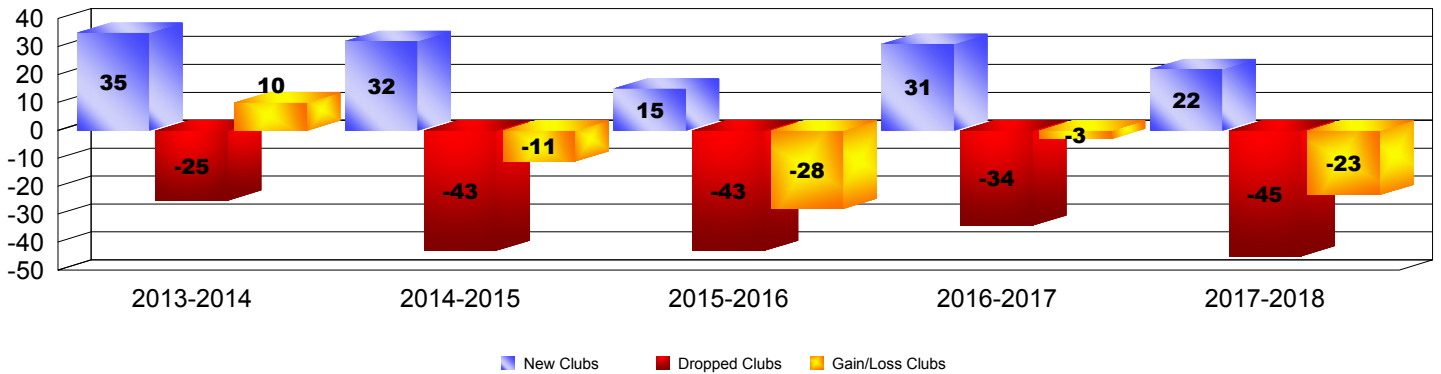
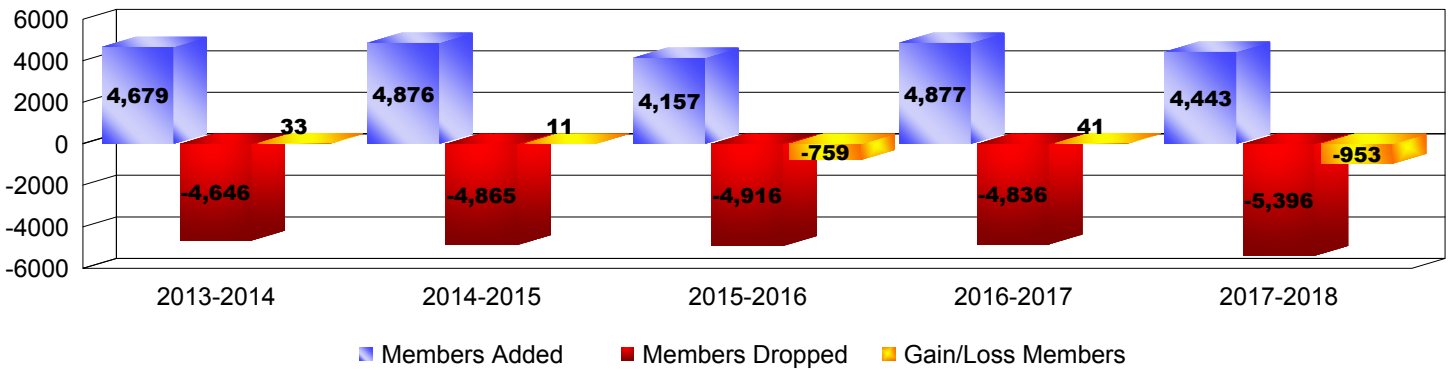


Year	New Clubs	Dropped Clubs	Gain/Loss Clubs	New Members	Charter Members	Reinstate Members	Transfer Members	Total Member Added	Total Members Dropped	Gain/Loss Members
2013-2014	35	-25	10	3073	1156	240	210	4679	-4646	33
2014-2015	32	-43	-11	3483	951	239	203	4876	-4865	11
2015-2016	15	-43	-28	3297	503	170	187	4157	-4916	-759
2016-2017	31	-34	-3	3621	878	199	179	4877	-4836	41
2017-2018	22	-45	-23	3371	720	167	185	4443	-5396	-953
Average	27	-38	-11	3369	842	203	193	4606	-4932	-325

Clubs




Members



Membership Composition

June 2018 Cumulative



Gender Comparison

June 2018 Cumulative

